

# CRAFTY CREATIONS

With Alyssa & Tremain

Combining Children's Literature with Fun & Easy Crafts


## "Patriotic Crafts" Activity Sheet

What better way to celebrate July than to recognize the independence of this nation? Join us as we show you how to make some patriotic crafts.

### Patriotic Pinwheels & Popping Firecrackers



This guide provides two crafts along with templates. Alyssa will show you how to create a colorful pinwheel that actually spins, and Tremain will show you how to make firecrackers that you can even design to actually pop. Both crafts are great for children to create themselves to celebrate the 4<sup>th</sup> of July.



### Creating Your Own Pinwheels and Firecrackers

#### Materials Needed (Pinwheel)

- Paper – Patterned, Colored, or White
- Scissors
- Crayons or Markers
- Unsharpened Pencil.
- Thumbtack or Pushpin
- Hole-punch

#### Easy to Follow Steps (Pinwheel)

1. Print out template or make your own.
2. Decorate both sides as desired, or print on patterned paper. Make it patriotic.
3. Cut along black lines.
4. Hole-punch in circles on template.
5. Place thumbtack through each hole and then through center of paper.
6. Push thumbtack through eraser of pencil until it reaches the other side.
7. Blow into pinwheel to see it move, or hold it in your hand and run with it.

#### Materials Needed (Firecrackers)

- Toilet Paper Roll
- Construction Paper (Various Colors)
- Pipe Cleaners (Red/Yellow/Orange)
- Scissors
- Tape or Glue
- Bubble Wrap (Optional)

#### Easy to Follow Steps (Firecrackers)

1. Decorate the outside of the toilet paper roll using different colors of construction paper. Use glue or tape to stick the paper to the roll.
2. Take 4-6 pipe cleaners and wrap them around a finger (in a spiral pattern) about 5 inches from one end.
3. Place the pipe cleaners through the center of the roll and either tape or glue them to the inside.
4. Optional: To make the firecracker pop, tape or glue bubble wrap to the inside of the roll. Then you can pop them by reaching inside.

Crafty Creations  
July 2009: Episode #8



#### Main Branch

202 Cedar Street  
Abilene, TX 79601

#### Children's Desk

325-676-6067

#### South Branch

1401 South Danville Drive  
Abilene, TX 79605

#### Information

325-698-7378

#### Mockingbird Branch

1214 North Mockingbird  
Abilene, TX 79603

#### Information

325-437-7323

#### Website

[www.abilenetx.com/apl](http://www.abilenetx.com/apl)

#### APL MySpace

[www.myspace.com/aplspace](http://www.myspace.com/aplspace)

#### APL Teen MySpace

[www.myspace.com/aplteenspace](http://www.myspace.com/aplteenspace)

#### APL on YouTube

[www.youtube.com/aplibrary](http://www.youtube.com/aplibrary)

#### APL on Flickr

[www.flickr.com/photos/aplspace](http://www.flickr.com/photos/aplspace)

#### APL Podcasting

<http://aplspace.podomatic.com>

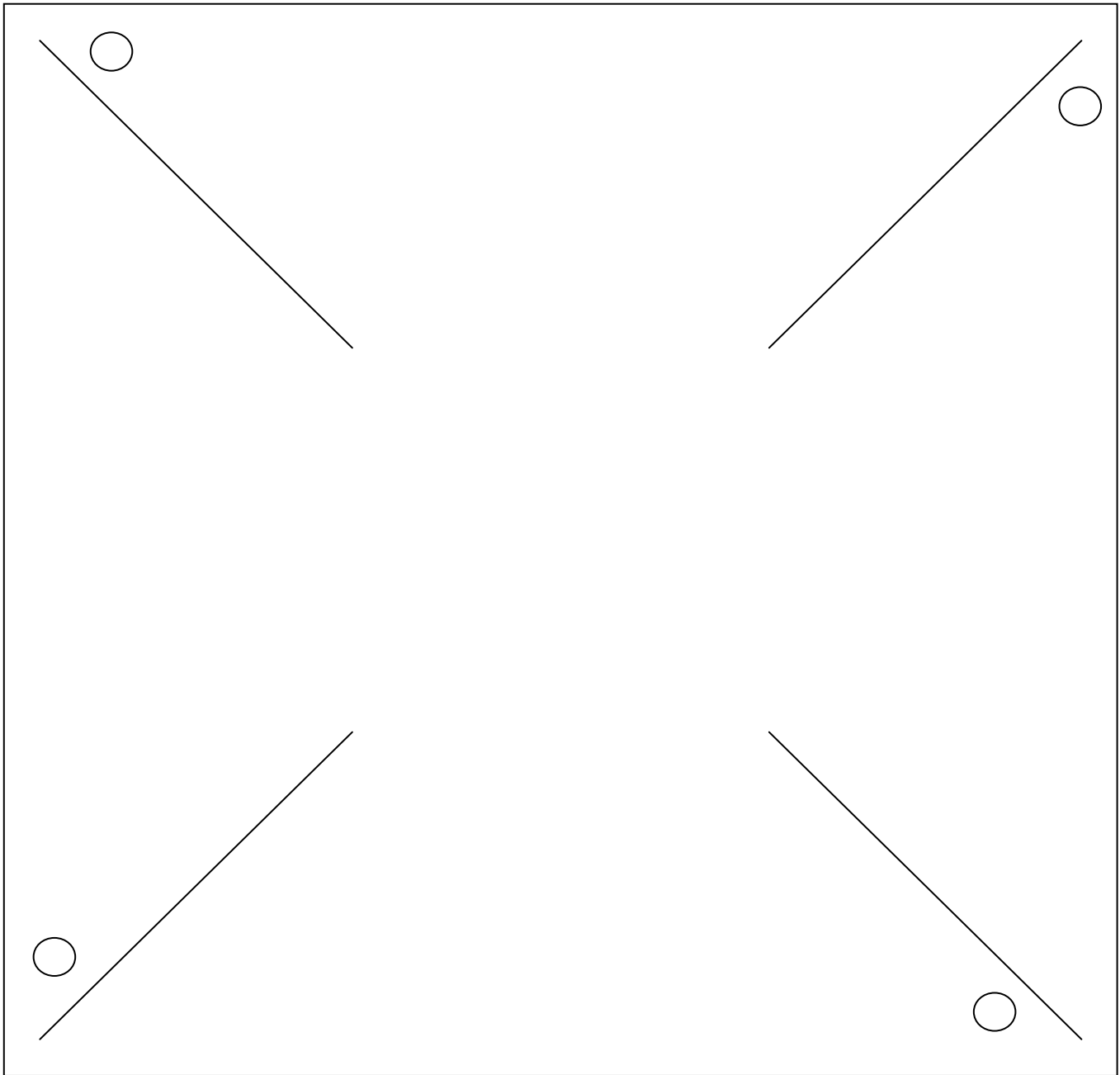
#### Hours

Monday, Tuesday, Thursday  
9am – 9pm


Wednesday, Friday, Saturday  
9am – 6pm

## Pinwheel Template for Alyssa's Craft


Below is a standard template to print and cut out to make the Pinwheel craft. Remember that you can adjust the size of the pinwheel by increasing or decreasing the size of the template. For the best results, standard white paper is preferred so that the pinwheel easily spins.



## Suggested Children's Books on Patriotism

- #1  **"How to Bake an American Pie"**  
By: Karma Wilson  
Call Number: E WILSON
- #2  **"Happy Birthday, America!"**  
By: Marsha Wilson Chall  
Call Number: E CHALL
- #3  **"Presidents" (An Eyewitness Book)**  
By: James G. Barber  
Call Number: J 973 BAR
- #4  **"Star-Spangled Crafts"**  
By: Kathy Ross  
Call Number: J 745.5 ROS

## 4<sup>th</sup> of July Word Search Hunt



Fireworks	Red	White
Blue	Dazzle	Barbecue
Patriotism	Party	Fourth
Music	Parades	Family
Summer	Freedom	Holiday

## Your Crafty Creation Hosts

Alyssa is a **Children's Librarian** at the South Branch location and co-creator of Crafty Creations. With her creative ideas in children's crafts and activities, she is the brains behind every creative activity featured in each episode.

Email Alyssa at [Alyssa.Crow@abilenetx.com](mailto:Alyssa.Crow@abilenetx.com)



Tremain is the **Manager** of the South Branch location and co-creator of Crafty Creations. This show is but one of many he is doing to branch out into the Internet and provide a face for the library online. This show will provide a new service to families combining literature with arts and crafts.

Email Tremain at [Tremain.Jackson@abilenetx.com](mailto:Tremain.Jackson@abilenetx.com)

## Crafty Creations Episodes Archive

For a list of all of our past episodes, find them online at our web address below...

[www.abilenetx.com/apl/kids\\_home.html](http://www.abilenetx.com/apl/kids_home.html)

**Next Time on Crafty Creations:**

**Episode #9: Summer Fun Crafts**



### Catch us on TV Channel 7

Crafty Creations is now airing on Channel 7, three days a week. Catch our episodes Sundays at 5:30pm, Mondays at 1:00pm, or Thursdays at 8:00am. Just more ways to keep up with us on or off the Internet.