

CRAFTY CREATIONS

With Alyssa & Tremain

*Combining Literature with Fun & Easy Crafts @
Your Library*

“Fun with Oobleck” Activity Sheet

Here you will find a recipe for making your own Oobleck at home; books to teach you about other fun kitchen experiments; and stories to go along with the Oobleck fun.

What is Oobleck?

Although not a common word, Oobleck is the word for a substance taken from the popular children’s book by Dr. Seuss titled “**Bartholomew and the Oobleck.**” It’s a goopy and gloppy green substance that falls from the sky into the kingdom Bartholomew lives in. The book became a hit based on this strange but cool Oobleck substance and before you know it, people everywhere were making their own Oobleck at home. Let us show you how with easy steps using few ingredients you can find in your kitchen. It’s a great activity for kids to do with the entire family.




Above: Alyssa & Tremain demonstrate the fun of playing with Oobleck!!!

Oobleck Ingredients & Recipe for Creation

- Two (2) Cups of Cornstarch
- One (1) Cup of Water
- One (1) Sheet of Wax Paper
- Food Coloring (Optional)

1. Mix the cornstarch, water, and a few drops of your choice of food coloring (optional) into a bowl.
2. Pour the mixture onto the wax paper on a flat surface (i.e. table, tray, etc.)
3. Roll the mixture with your hands. Play with it until it becomes more solid, and it will begin to turn into a goey liquid that looks like slime.
4. That’s it! You’ve made Oobleck!!!



This activity is a fun experiment that not only let’s you make cool slime of your own, but teaches you about a little Kitchen Chemistry too. This project can be messy, but any mess can be easily cleaned. Once the mixture dries, it converts back to powder so all you have to do is wipe, vacuum, or wash it away; and it can be reused again simply by adding more water.

Please Note: Food coloring may temporarily stain your hands.



Main Branch

202 Cedar Street
Abilene, TX 79601

Children’s Desk

325-676-6067

South Branch

1401 South Danville Drive
Abilene, TX 79605

Information

325-698-7378

Mockingbird Branch

1214 North Mockingbird Lane
Abilene, TX 79603

Information

325-437-7323

Website

www.abilenetx.com/apl

APL MySpace

www.myspace.com/aplspace

APL Teen MySpace

www.myspace.com/aplteenspace

APL YouTube

www.youtube.com/aplibrary

APL on Flickr

www.flickr.com/photos/aplspace

APL Podcasting

<http://aplspace.podomatic.com>

Hours


Monday, Tuesday, Thursday
9am – 9pm

Wednesday, Friday, Saturday
9am – 6pm

Look for future crafty shows on
our YouTube site at
www.youtube.com/aplibrary.

Stories to Read

Here are some great stories to read that relate to the Oobleck experiment, and science in general. All are available at the library and we can help you find more.



#1

“Bartholomew and the Oobleck”
By: Dr. Seuss
Call Number: E SEUSS



#2

“Science Verse”
By: Jon Scieszka
Call Number: E SCIESZKA




#3

“Science Fair Bunnies”
By: Kathryn Lasky
Call Number: E LASKY


More Kitchen Experiment Books

If you want to try some more fun science experiments, stop by the library and look for some of the books below. They have some great ideas for the entire family.




#1

“Cool Chemistry Concoctions”
By: Joe Rhatigan
Call Number: J 540.7 RHA



#2

“Science Project Ideas About Kitchen Chemistry”
By: Robert Gardner
Call Number: J 540.7 GAR



#3

“Lotions, Potions, and Slime”
By: Nancy Blakey
Call Number: J 790.1 BLA

Your Crafty Creation Hosts

For more information regarding Crafty Creations, or a copy of the “Fun with Oobleck” Activity Sheet, email Alyssa or Tremain. You can also print out a copy by visiting the Abilene Public Library’s kids section at

www.abilenetx.com/apl/kids_home.html

**ABILENE PUBLIC
LIBRARY**



Alyssa is a Children’s Librarian and co-creator of Crafty Creations. With her creative ideas in programming, crafts, activities, and more, Alyssa is great at promoting the love of reading in children as well as creating the fun projects featured in each episode.

Alyssa’s Email: alyssa.crow@abilenetx.com

Tremain’s Email: tremain.jackson@abilenetx.com

Tremain is the Manager of the South Branch Library and co-creator of Crafty Creations. Tremain works to promote the library online through podcasting, videos, and more. This show will provide a new interactive service to children and families combining literature with education.

Activity: Science Coloring Page

Can you color the science boy below to make his experiment come to life???

