

# CRAFTY CREATIONS

*Fun with Crafts & Children's Literature*

## “Fun with Ladybugs” Activity Guide

Check out our fun crafts as we'll show you three quick and easy ladybug crafts that tie into some great children's stories. You will have fun with these easy crafts.

### Alyssa's Craft: How to Make a Love Bug Ladybug

#### Materials Needed

- Black Pipe Cleaners
- Basic Heart and Circle Shape
- Construction Paper – Red & Black
- Glue
- Clothespin
- Crayons
- Scissors



#### Instructions

1. Cut out one red heart and one black circle.
2. Glue head to point of heart.
3. Decorate heart with markers or crayons.
4. Bend pipe cleaners in half; curl ends to resemble antennae.
5. Glue pipe cleaner to back of head.
6. Glue love bug to clothespin – head pointing down.

### Tremain's Craft: How to Make Ladybug Notepads

#### Materials Needed

- Printout of the Template (Page 2)
- Scissors
- Crayons or Markers
- Glue Stick
- Brass Tack




#### Instructions

1. Color each piece on the Ladybug Template and then cut them out.
2. Punch a hole in one corner of each wing.
3. Place the wings on the body and punch another small hole where the wings meet.
4. Attach a brass tack fastener through the openings and secure in the back.
5. Glue on the spots and the eyes.

### Sophie's Craft: How to Make Popsicle Ladybugs

#### Materials Needed

- Markers (Black & Red)
- Pipe Cleaner (Black)
- Googly Eyes
- Glue
- Popsicle Sticks - 6
- Scissors



#### Instructions

1. Cut 2 popsicle sticks in half.
2. Cut 2 pieces of pipe cleaner 2-inches long.
3. Color 1 popsicle stick, and 2 of the half stick pieces black.
4. Color 2 popsicle sticks, and 1 of the half stick pieces red.
5. Color black dots on the red sticks.
6. Take the last half popsicle stick and place the black part down, and glue the sticks down as shown in the video to get the ladybug effect.
7. Curl the two black pipe cleaners and glue.
8. Glue on the eyes.

Crafty Creations  
Episode #15



#### Main Branch

202 Cedar St.  
Abilene, TX 79601

#### Children's Desk

325-676-6067

#### South Branch

1401 S. Danville Dr.  
Abilene, TX 79605

#### Information

325-698-7378

#### Mockingbird Branch

1214 N. Mockingbird  
Abilene, TX 79603

#### Information

325-437-7323

#### Website

[abilenetx.com/apl](http://abilenetx.com/apl)

#### APL MySpace

[myspace.com/aplspace](http://myspace.com/aplspace)

#### APL Teen MySpace

[myspace.com/aplteenspace](http://myspace.com/aplteenspace)

#### APL on YouTube

[youtube.com/aplibrary](http://youtube.com/aplibrary)

#### APL on Flickr

[flickr.com/photos/aplspace](http://flickr.com/photos/aplspace)

#### APL Podcasting

[aplspace.podomatic.com](http://aplspace.podomatic.com)

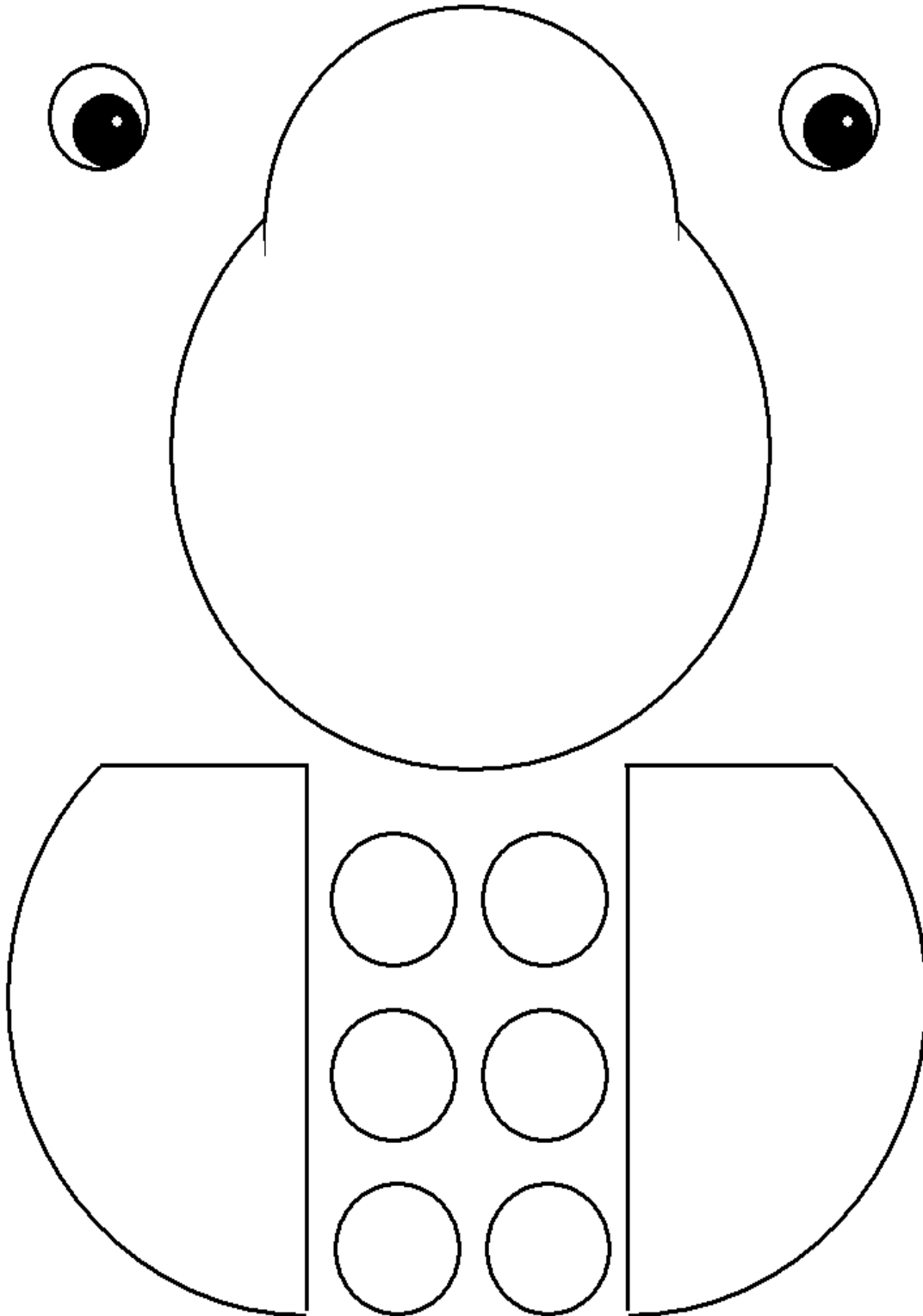
#### Hours

Mon., Tues., Thurs.  
9am – 9pm


Wed., Fri., Sat.  
9am – 6pm

## Template for Making Ladybug Notepads

Below are all the pieces you'll need to create a Ladybug Notepad. You can use them to write little messages of things to do or even notes to others. Use them once, or over again by using sticky notes to place under the wings. And be sure to make them in whatever color you choose...the possibilities are endless.



## Children's Books with Ladybugs



### Alyssa's Children's Book Pick

#### "Are You a Ladybug?"

By: Judy Allen

**Synopsis:** This informative children's title will provide you with a great look into what a child's life would be like, if they were a ladybug.

### Tremain's Children's Book Pick

#### "The Grouchy Ladybug"

By: Eric Carle

**Synopsis:** A bad-tempered ladybug, who doesn't like to share and never says "please" or "thank you," learns the importance of having manners.



### Sophie's Children's Book Pick

#### "The Very Lazy Ladybug"


By: Isobel Finn

**Synopsis:** A fun story about a ladybug who simply wants to find a place to sleep. Jumping animal to animal, she's not able to find a quiet place to rest, and you won't believe how it ends.

#### "Little Buggy"

By: Kevin O'Malley

**Synopsis:** Little Buggy wants to do one thing really bad, and that is to fly. It's not as easy as it looks, but with a little patience and encouragement from his dad, Little Buggy won't give up.



## Your Crafty Creations Team



**Alyssa Crow** is the **Children's Librarian** at the South Branch location and co-creator of Crafty Creations who brings great ideas for children's crafts and activities to each episode.

**Tremain Jackson** is the **Manager** of the South Branch location and co-creator of Crafty Creations who organizes the show with creating your resource guides, coming up with an occasional craft, and taping the episodes.

**Sophie Clemons** is the **Children's Assistant** at the South Branch location who joined the Crafty Creations team in January to assist with providing the educational content of each show, while coming up with a craft of her own.

## Sophie's Fun Facts Corner

Surprise others with what you can learn about ladybugs through these easy to remember facts on ladybugs.

### Fact #1: Multiple Colors

Ladybugs come in many colors. We may be used to seeing the red ladybugs with black spots, but some come in pink, yellow, white, and orange.

### Fact #2: What Ladybugs Eat

Ladybugs are omnivores, meaning they eat both meat and plants, but their favorite food is aphids. Aphids are tinier bugs which eat plants, flowers, and crops. Gardeners and farmers love to use ladybugs to protect their plants from aphids.

### Fact #3: How Ladybugs Protect Themselves

Ladybugs have many ways to protect themselves from predators. Their bright colors warn predators they may be poisonous, even though they aren't. Ladybugs can also release a bad smelling and tasting liquid to keep predators away. If those don't work, the ladybug can also play dead (clever little insects).

### Fact #4: How Long Ladybugs Live

Ladybugs usually live for one (1) year, but some can live up to three (3) years, like the Asian Lady Beetle.

### Fact #5: How Ladybugs Sleep

Ladybugs are active in the day, as they look for food. When it's night time, most ladybugs rest to save their energy so they can look for food again in the morning.

For more interesting facts about ladybugs, remember, you can stop by any **Abilene Public Library** location and look for factual books on these insects.

## On the Next Crafty Creations

### Episode #16: Getting Green w/St. Patrick's Day



### Catch Us on TV Channel 7

Online episodes of Crafty Creations feature the How-To on making the crafts. For more content, catch our show on Channel 7, three days a week on Sundays at 5:30pm, Mondays at 1:00pm, or Thursdays at 8:00am. Our Channel 7 episode will provide an extended content including children's book highlights, educational content, an extra bonus craft, and more. How could you possibly beat that?