

# CRAFTY CREATIONS

With Alyssa & Tremain


Combining Children's Literature with Fun & Easy Crafts

## "Creepy Crawly Crafts" Activity Sheet

October is a month where we chose to share some incredibly easy to make, as well as creepy crafts, to decorate with.

### Creepy Crawly Spiders & Their Webs

This guide provides two crafts along with a template for one of them. Alyssa will show you how to create a creepy and crawly spider that you can design to be scary or colorful, and Tremain will show you how to make a small version of a spider web that will be sure to catch your eye. Put the two together and you'll have a wonderful craft for October that you can decorate your room or home with.



### Creating Your Own Spiders & Webs

#### Materials Needed (Spiders)

- Styrofoam Ball
- Wiggly Eyes
- Pipe Cleaners (Any Colors)
- Tempera Paint or Markers
- White Glue

#### Easy to Follow Steps (Spider)

1. Paint your styrofoam ball black to resemble a spider. You can make your spider any color though.
2. Glue your wiggly eyes to the ball to create a face.
3. Take your pipe cleaner and poke them into the sides of the ball. Remember to use four (4) on each side of the eyes to give your spider eight (8) legs.
4. Bend the pipe cleaners in 90 degree angles, approximately 2 inches from the end of the spider leg, to make them bend.

#### Materials Needed (Webs)

- Colored Construction Paper or Poster Board
- Spider Web Template (Page 2)
- White Glue
- Glitter

#### Easy to Follow Steps (Webs)

1. Print out the template on a regular sheet of thick paper (i.e. construction paper or cardstock).
2. With your glue, trace over the outline of your web. Be sure to work quickly before the glue dries. You may want to do this in sections.
3. Sprinkle glitter over the glue and allow to set for 3-5 minutes.
4. Shake off excess glitter and you have a sparkly web for your spider to sit on.

Crafty Creations  
Oct. 2009: Episode #11



#### Main Branch

202 Cedar Street  
Abilene, TX 79601

#### Children's Desk

325-676-6067

#### South Branch

1401 South Danville Drive  
Abilene, TX 79605

#### Information

325-698-7378

#### Mockingbird Branch

1214 North Mockingbird  
Abilene, TX 79603

#### Information

325-437-7323

#### Website

[www.abilenetx.com/apl](http://www.abilenetx.com/apl)

#### APL MySpace

[www.myspace.com/aplspace](http://www.myspace.com/aplspace)

#### APL Teen MySpace

[www.myspace.com/aplteenspace](http://www.myspace.com/aplteenspace)

#### APL on YouTube

[www.youtube.com/aplibrary](http://www.youtube.com/aplibrary)

#### APL on Flickr

[www.flickr.com/photos/aplspace](http://www.flickr.com/photos/aplspace)

#### APL Podcasting

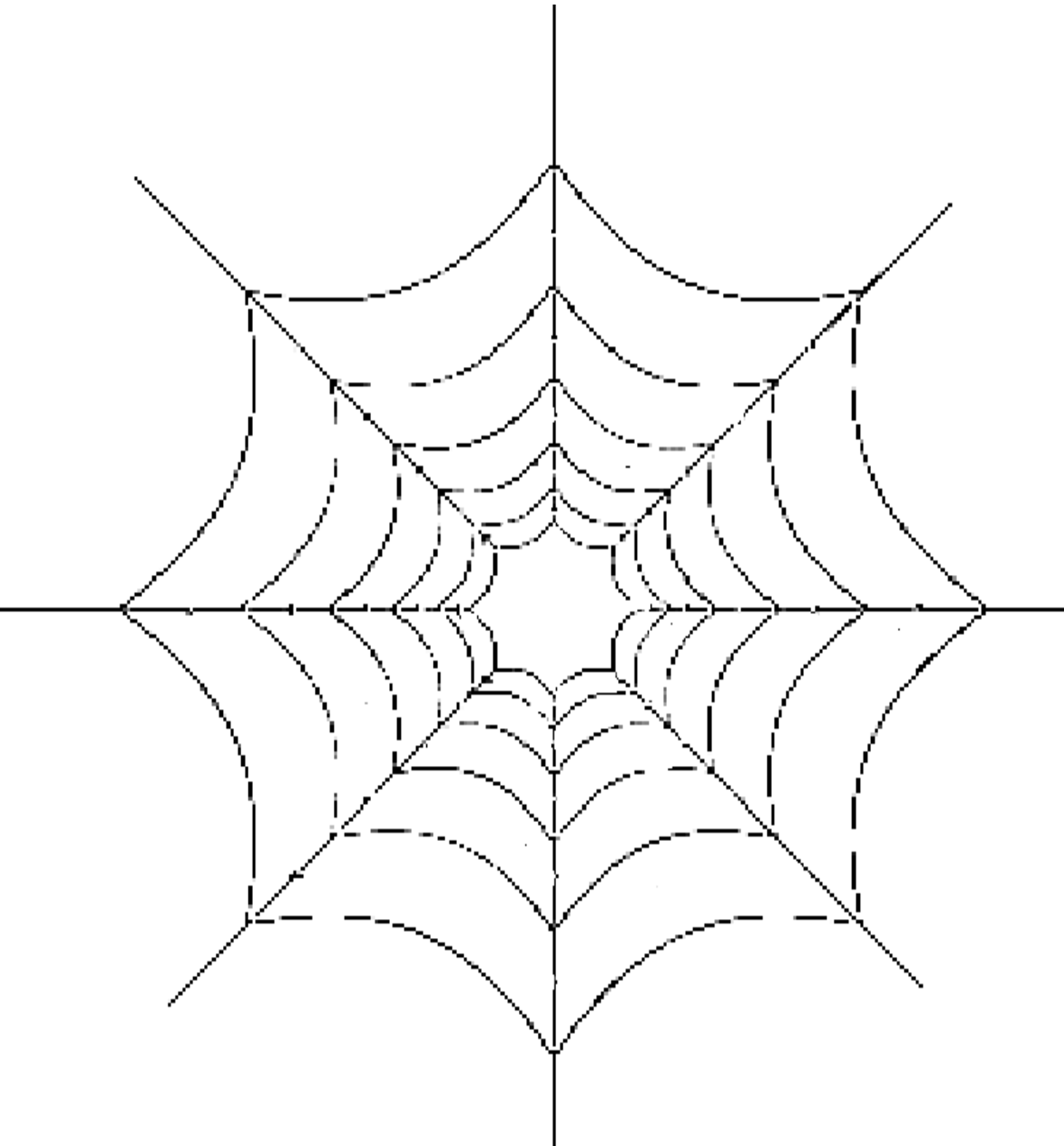
<http://aplspace.podomatic.com>

#### Hours





Monday, Tuesday, Thursday  
9am – 9pm

Wednesday, Friday, Saturday  
9am – 6pm

# Spider Web Template to Print Out & Use



## Suggested Children's Books on Patriotism

- #1  **"Aaaarrggh! Spider!"**  
By: Lydia Monks  
Call Number: E MONKS
- #2  **"The Itsy Bitsy Spider"**  
By: Iza Trapani  
Call Number: E TRAPANI
- #3  **"Miss Spider at Sunny Patch School"**  
By: David Kirk  
Call Number: E KIRK
- #4  **"Spiders"**  
By: Nic Bishop  
Call Number: J 595.4 BIS

## Your Crafty Creation Hosts

Alyssa is a **Children's Librarian** at the South Branch location and co-creator of Crafty Creations. With her creative ideas in children's crafts and activities, she is the brains behind every creative activity featured in each episode.


Email Alyssa at [Alyssa.Crow@abilenetx.com](mailto:Alyssa.Crow@abilenetx.com)



Tremain is the **Manager** of the South Branch location and co-creator of Crafty Creations. This show is but one of many he is doing to branch out into the Internet and provide a face for the library online. This show will provide a new service to families combining literature with arts and crafts.

Email Tremain at [Tremain.Jackson@abilenetx.com](mailto:Tremain.Jackson@abilenetx.com)

## Spider Coloring Section




## Crafty Creations Episodes Archive

For a list of all of our past episodes, find them online at our web address below...

[www.abilenetx.com/apl/kids\\_home.html](http://www.abilenetx.com/apl/kids_home.html)

Next Time on Crafty Creations:

Episode #12: Turkey Crafts



## Catch us on TV Channel 7

Crafty Creations is now airing on Channel 7, three days a week. Catch our episodes Sundays at 5:30pm, Mondays at 1:00pm, or Thursdays at 8:00am. Just more ways to keep up with us on or off the Internet.