

CRAFTY CREATIONS

Crafty Creations
Episode #17

Fun with Crafts & Children's Literature "Celebrate Earth Day" Resource Guide

Check out our fun crafts as we'll show you two quick and easy projects that tie into Earth Day to give you some ideas of how to celebrate. Plus we'll highlight some great children's books too.

Celebrate Earth Day on April 22nd!!!

Reduce, Reuse & Recycle are three words to remember this day, which is designed to inspire awareness and appreciation for the environment. The first Earth Day event was held in 1970, and people continue to take more of an interest in caring for the planet we live on. There are many things you can do to celebrate by recycling, cleaning up litter in parks, planting flowers and more. Join Alyssa & Tremain as we will celebrate Earth Day by showing you how to make some great crafts using recyclable materials. Plus, look out for more great books at your local Abilene Public Library to learn more about Earth Day.



Alyssa's Craft: Peanut Butter Pine Cone Bird Feeder

Materials Needed

- Pine Cone
- Peanut Butter
- Bird Seed
- String
- Knife
- Oil/Shortening



Instructions

1. Tie string around top of pine cone.
2. Mix equal parts peanut butter and cooking lard together.
3. Spread mixture onto pine cone.
4. Roll pine cone in birdseed.
5. Hang it outside in a tree for birds to eat.

Tip: No pine cones? No problem, you can use paper towel rolls, bread, donuts, orange peels, etc.

Tremain's Craft: Rain Stick Madness

Materials Needed

- Paper Towel Tube
- Aluminum Foil
- Saran Wrap
- Beans, Popcorn Kernels, Rice or Pasta (Uncooked)
- 2 Rubber Bands
- Scissors
- Crayons/Markers



Instructions

1. Cut out two pieces of saran wrap, making sure that they are about twice as big as the open ends of the paper towel tube.
2. Rubber band one end of the saran wrap circles to one end of the tube.
3. Cut out a strip of foil (one and a half times the length of the tube, 6 inches wide).
4. Scrunch the foil into long thin shapes.
5. Place foil inside the tube and pour in some uncooked beans, rice, or pasta. (Don't fill the tube all the way).
6. Glue the second saran wrap cut out to the other end of the tube and decorate the outside with marker, crayons or paint.



Main Branch

202 Cedar St.
Abilene, TX 79601

Children's Desk

325-676-6067

South Branch

1401 S. Danville Dr.
Abilene, TX 79605

Information

325-698-7378

Mockingbird Branch

1214 N. Mockingbird
Abilene, TX 79603

Information

325-437-7323

Website

abilenetx.com/apl

APL MySpace

myspace.com/aplspace

APL Teen MySpace
myspace.com/aplteenspace

APL on YouTube
youtube.com/aplibrary

APL on Flickr
flickr.com/photos/aplspace

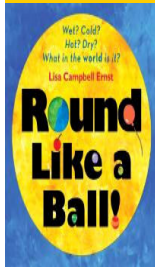
APL Podcasting
aplspace.podomatic.com

Hours

Mon., Tues., Thurs.
9am – 9pm

Wed., Fri., Sat.
9am – 6pm

Our Children's Book Selections



Alyssa's Children's Book Pick

"Round Like a Ball"

By: Lisa Campbell Ernst


Synopsis: At first, you wonder what the ball in the book is, but as the round hole in the book grows larger and larger, you'll soon be guessing what this round like ball actually is. This book offers a great tribute to our wonderful planet Earth for young readers.

Tremain's Children's Book Pick

"The Magic School Bus Inside the Earth"

By: Joanna Cole

Synopsis: Kids are invited to join Ms. Frizzle, and her students, as they go on another one of their unique fieldtrips. This time, to learn about the earth, they take a journey in their bus into the heart of the Earth to learn about it from the inside out. You'll learn some great facts here.




Additional Children's Book Selection

"Earth Day – Hooray!"

By: Stuart Murphy

Synopsis: Not only will this great book introduce you to Earth Day, but also teach kids math. The children of the Maple Street School's Save-the-Planet Club are celebrating Earth Day by hosting a drive to recycle cans. While you join them on their recycling fun, they'll teach you about place values in math.



Visit any Abilene Public Library location to discover tons of great children's literature that deal with Earth Day.

Your Crafty Creations Team



Alyssa Crow
Children's Librarian
Co-Creator



Tremain Jackson
South Branch Manager
Co-Creator

Alyssa Crow brings great ideas for crafts and books to highlight for each show. With a fondness for demonstrating projects that are kid-approved, you never know what she will come up with.

Tremain Jackson spends time putting together each of the videos and resource guides to go along with the episodes. Plus, he loves to come up with some little craft to make of his own.

Storytimes @ Your Library

Did you know your Abilene Public Library offers several public storytime sessions every week at all locations? We do, and we have many geared towards different ages. With great books, songs, interactive dances, finger puppets and more, experience stories at the library at these exciting programs.

- **Baby Steps:** ages 0-1; (Registration Required) Main Branch
 - *Thursdays at 10:15 a.m.*
- **Lapsit:** ages 1-2; offered at Main Branch Only
 - *Thursdays at 11:00 a.m.*
- **Toddler Time:** ages 2-3; offered at Main & Mockingbird
 - *Main: Mon. & Wed at 10:45 a.m.*
 - *Mockingbird: Tuesdays at 10:45 a.m.*
- **Pre-School Storytimes:** ages 3-6; offered at All Locations
 - *Main: Tuesdays at 10:45 a.m.*
 - *South: Mon. & Wed. at 10:45 a.m.*
 - *Mockingbird: Thursdays at 10:45 a.m. & 6:30 p.m.*
- **Family Time:** all ages; offered at All Locations
 - *Main: Mondays at 6:30 p.m.*
 - *South: Tuesdays at 4:00 p.m.*
- **Family Fun:** all ages; offered at All Locations
 - *Main: once each month – call for dates and times*
 - *South: 1st Tuesday each month at 6:30 p.m.*
 - *Mockingbird: 4th Monday each month at 6:30 p.m.*
- **Out & About / Daycares:** call us to make arrangements for programs for your daycares or schools.

On the Next Crafty Creations

Episode #18: Cinco de Mayo Party Time



Catch Us on TV Channel 7

Crafty Creations airs on TV Channel 7, three days a week on Sundays at 5:30pm, Mondays at 1:00pm, and Thursdays at 8:00am. Episodes aired on television will provide a 25-minute episode with more content, while the online versions of each show will focus solely on craft instruction. Check them out.