

CRAFTY CREATIONS

December 2011
Episode #35

This Month: Winter Crafts Part 2 & Book Talk Suggestions & Food for Fines Returns!!!

BUNDLE UP FOR WINTER CRAFTS!!!

It's winter and as the temperatures drop we want to show you fun ways to stay busy indoors. What better way than with great books from your library and fun crafts too! For this episode, Tremain & Alyssa will show you how to make a quick ornament to decorate a tree with, as well as a fun and edible table decoration (that also makes for a great snack). Don't miss out and try out these great crafts today.



MAIN LIBRARY

202 Cedar St.
Abilene, TX 79601
(325) 676-6067

SOUTH BRANCH

1401 S. Danville Dr.
Abilene, TX 79605
(325) 698-7565

MOCKINGBIRD BRANCH

1214 N. Mockingbird Ln
Abilene, TX 79603
(325) 437-7323

APL Website

abilenetx.com/apl

APL on YouTube

youtube.com/APLibrary

APL on Facebook

facebook.com/AbilenePublicLibrary

APL on Flickr

flickr.com/photos/APLspace

Abilene on Twitter

twitter.com/CityOfAbilene

Hours of Operation

Mon., Tues., Thurs.
9am – 9pm
Wed., Fri., Sat.
9am – 6pm



ANNUAL FOOD FOR FINES PROGRAM RETURNS!!!



Eliminate those pesky late fees by donating canned goods and non-perishable items to the library throughout December. Each item donated gets rid of \$1 in late fees. Items will be donated to the Food Bank of West Central Texas so not only will you be doing something good you're your account, but also something great for those in need in our community. For more information, contact us.

ALYSSA'S FUN GLUE SNOWMAN DECORATION

Materials Needed

- White Glue
- Waxed Paper
- 2 Red Pom-Poms
- 7 Black Pom-Poms
- 1 Orange Pom-Pom
- 3 Green Pom-Poms




Instructions

1. Lay down some waxed paper and pour out some glue in the shape of a snowman.
2. Add red pom-poms to the sides for earmuffs. Add the black ones for eyes and a mouth and the orange for a nose. Finally the green pom-poms would make great buttons.
3. Allow the snowman to dry overnight.
4. Carefully peel the snowman off the waxed paper. Don't worry if some of it sticks to the paper.
5. Optional: Add a piece of string, yarn or fishing line and instantly turn this craft into a fun little ornament to adorn a tree.

TREMAIN'S EDIBLE IGLOO TREATS

Materials Needed


- Styrofoam Cup
- Mini-Marshmallows
- White Frosting
- Scissors



Instructions

1. Cut the top half to one inch off the top of the cup.
2. Turn the cup upside down and use the white frosting to "glue" the cup to the plate for a steady work area.
3. Use the frosting to "glue" marshmallows around the base of the cup.
4. "Glue" more rows of marshmallows around the cup until it is complete covered.
5. Stack a few of the marshmallows to the side of the cup to make the door to the igloo.

CHILDREN'S BOOK SELECTIONS



Alyssa's Children's Book Pick "The Smiley Snowman"

By: M. Christina Butler

Synopsis: A bear, a fox and a rabbit build a snowman, but their efforts to keep it happy and warm almost bring about its demise. Look out for this fun children's book available at all Abilene Public Library locations.

Tremain's Children's Book Pick

"Sam the Snowman"

By: Susan Winget

Synopsis: Young snowman Sam is having difficulty making snow, but with the help of his new friends, Sarah and Tommy, he discovers the magic of giving and the trick to creating snow. Look for this great book available at all Abilene Public Library locations.



BOOK TALK SELECTIONS!!!



Alyssa's Suggestion


Christopher Paolini's "The Inheritance" Series

Synopsis: Written for the teen & young adult audience, this series has had crossover appeal to adults as well. In this series, follow a boy and his dragon as they battle to save the land. This series was completed with the release of the fourth book in November, plus the first book was adapted to film, which is also available at your library.

Tremain's Suggestion

James Patterson's "Alex Cross" Series

Synopsis: This long-running series is sure to please any fan of mysteries and thrillers as James Patterson creates the character of Alex Cross, a detective and psychologist who first works for the police department before eventually landing in the FBI. Having also been adapted to film, there are 18 books in this series, which aren't stopping any time soon.



YOUR CRAFTY CREATIONS TEAM



ALYSSA CROW

South Branch Children's Librarian since 2005

TREMAIN JACKSON

South Branch Manager since 2005

DECEMBER'S KIDS EVENTS

Don't forget, all locations of the Abilene Public Library offers great children's programming. Check out what we've got going on in December.

Family Fun: "Can't Catch Me"

Thursday, December 1st @ 6:30

South Branch; (325) 698-7565

Stories, songs, crafts & more about the Gingerbread Man



Family Fun: "Penguins, Penguins"

Saturday, December 10th @ 2:00

Main Library; (325) 676-6067

Stories, songs, crafts, games & more all about Penguins

Make & Take Day: "Gingerbread Men"

Tuesday, December 13th @ 4:00

South Branch; (325) 698-7565

Kids can stop by & make a quick Gingerbread Man craft



Holiday Mini-Camp

Saturday, December 17th @ 10:00

South Branch; (325) 698-7565 (Must Sign-Up)

Registered Youth will spend a day making holiday gifts

Family Fun: Ho! Ho! Ho!

Monday, December 19th @ 6:30

Mockingbird Branch; (325) 437-7323

Stories, songs, crafts & more featuring a fun holiday theme



NEXT TIME ON CRAFTY CREATIONS

FUN WITH SCIENCE PART 1!!!

We're going to switch things up a little in our next episode of Crafty Creations by bringing you an episode all about having fun with Science. The featured crafts for this event will be **Lava Lamps** and making **Colorful Volcanic Eruptions**.



WATCH US ON TV CHANNEL 7



Abilene Television Network

Connecting You to Your Community

Crafty Creations airs Sundays at 5:30pm, Mondays at 1:00pm and Thursdays at 8:00am.