

CRAFTY CREATIONS

With Alyssa & Tremain


Combining Children's Literature with Fun & Easy Crafts

"Paper Plate Turkey Craft" Activity Sheet

November is best known for Thanksgiving. What animal best represents that day than Turkeys? Join us for a great Turkey Craft.

Paper Plate Turkey Decorations

Turkeys are the animals that come to mind when someone thinks of Thanksgiving. For this month we'll be showing you how to make some of your own holiday turkeys using paper plates, construction paper and wiggle eyes. With only a few simple materials, you can create an entire army of turkeys to decorate your room/home with for Thanksgiving. Plus we'll share some great children's books and jokes all relating to Thanksgiving. So get out your crafty tools and get to creating.



Creating Your Own Paper Plate Turkeys

Materials Needed

- Construction Paper (Red, Brown, Yellow, Orange)
- Glue
- Large Brown Paper Plates
- Small Brown Paper Plates
- Patterns: Feather, Wings, Beak, Feet, Waddle – See Next Page)
- Scissors
- Wiggle Eyes

Easy to Follow Steps

1. Use the patterns to cut feathers, wings, feet, beak and waddle from your construction paper.
2. Glue small plate to top of large plate to form the turkey's body.
3. Glue beak and waddle to center of small plate.
4. Glue wiggle eyes to above beak.
5. Glue wings to side of large paper plate.
6. Glue feet to bottom of large paper plate.
7. Glue feathers to back of turkey body.



Crafty Creations
Nov. 2009: Episode #12



Main Branch

202 Cedar Street
Abilene, TX 79601

Children's Desk

325-676-6067

South Branch

1401 South Danville Drive
Abilene, TX 79605

Information

325-698-7378

Mockingbird Branch

1214 North Mockingbird
Abilene, TX 79603

Information

325-437-7323

Website

www.abilenetx.com/apl

APL MySpace

www.myspace.com/aplspace

APL Teen MySpace

www.myspace.com/aplteenspace

APL on YouTube

www.youtube.com/aplibrary

APL on Flickr

www.flickr.com/photos/aplspace

APL Podcasting

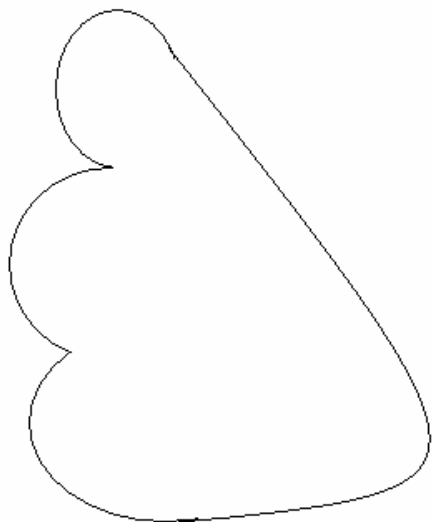
<http://aplspace.podomatic.com>

Hours

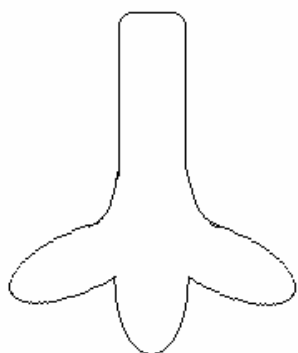
Monday, Tuesday, Thursday
9am – 9pm

Wednesday, Friday, Saturday
9am – 6pm

Paper Plate Turkey Template (Pieces to Cut Out)



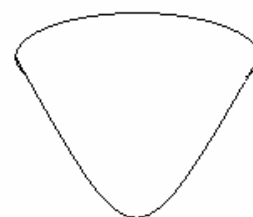
Wing (Cut 2)



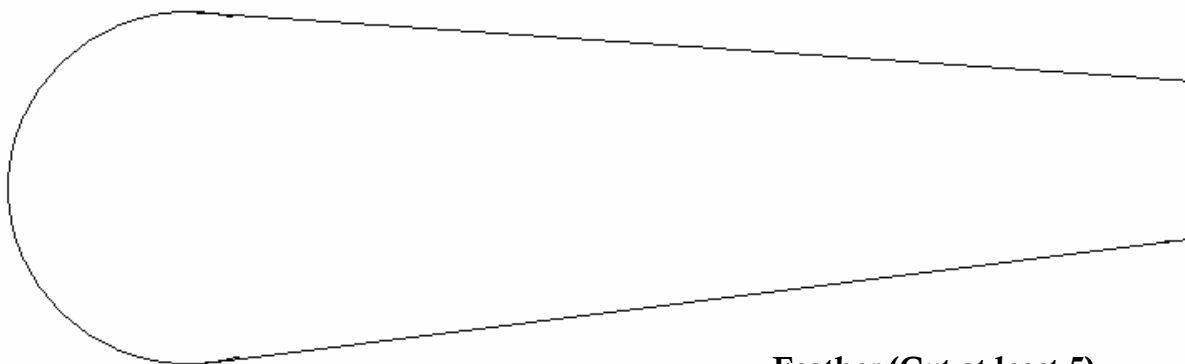
Foot (Cut 2)



Wattle



Beak



Feather (Cut at least 5)

Great Children's Books on Thanksgiving

- #1  **"Thanksgiving Is"**
By: Gail Gibbons
Call Number: J 394.264 GIB
- #2  **"I Know An Old Lady Who Swallowed a Pie"**
By: Alison Jackson
Call Number: E JACKSON
- #3  **"Just So Thankful"**
By: Mercer Mayer
Call Number: E MAYER
- #4  **"Dora's Thanksgiving"**
By: Sarah Albee
Call Number: E ALBEE

Your Crafty Creation Hosts

Alyssa is a **Children's Librarian** at the South Branch location and co-creator of Crafty Creations. With her creative ideas in children's crafts and activities, she is the brains behind every creative activity featured in each episode.

Email Alyssa at Alyssa.Crow@abilenetx.com



Tremain is the **Manager** of the South Branch location and co-creator of Crafty Creations. This show is but one of many he is doing to branch out into the Internet and provide a face for the library online. This show will provide a new service to families combining literature with arts and crafts.

Email Tremain at Tremain.Jackson@abilenetx.com

Thanksgiving Jokes for Kids

Below you'll find a list of funny jokes to share with your friends and family for Thanksgiving.

If April showers bring May flowers, what do May flowers bring?

Pilgrims

What key has legs and can't open doors?

A turkey

Which side of the turkey has the most feathers?

The outside

Can a turkey jump higher than the Empire State Building?

Yes. A building can't jump at all

Who is not hungry at Thanksgiving?

The turkey, because he's already stuffed

When does Christmas come before Thanksgiving?

In the dictionary

What smells the best at a Thanksgiving Dinner?

Your nose


Crafty Creations Episodes Archive

For a list of all of our past episodes, find them online at our web address below...

www.abilenetx.com/apl/kids_home.html

Next Time on Crafty Creations:

Episode #13: Holiday Fun



Catch us on TV Channel 7

Crafty Creations is now airing on Channel 7, three days a week. Catch our episodes Sundays at 5:30pm, Mondays at 1:00pm, or Thursdays at 8:00am. Just more ways to keep up with us on or off the Internet.