

CRAFTY CREATIONS

With Alyssa & Tremain

Combining Children's Literature with Fun & Easy Crafts

"Miniature Snowmen" Activity Sheet

December means its holiday season and we've planned a great craft for the month to personalize and make your own.

Miniature Holiday Snowmen Craft

It's time for the holiday season, and that means that school will be letting out for a break, you'll have extra time on your hands, and need something to do to pass the time. If that's you, try out this fun craft to go along with some of your favorite holiday stories. Even if there's no snow around, you can still have fun making your own snowmen in the comfort of your own home. It's easy to do and fun, so get ready for our final Crafty Creations episode of the year, with many more to come.



Creating Your Own Miniature Snowmen

Materials Needed

- Pipe Cleaners (Assorted Colors)
- Markers
- Styrofoam Balls – 3 different sizes (small, medium, and large)
- Scissors



Instructions

1. Collect the Styrofoam balls of three different sizes.
2. Press large ball firmly on table to make a flat spot so the snowman can stand on its own.
3. Cut a pipe cleaner into 2-inch sections.
4. Connect balls in reverse size order (i.e. large, medium, small) using pipe cleaner sections.
5. Press two pipe cleaner sections into middle ball on either side to make arms.
6. Use markers to draw decorations like eyes, smile, buttons, etc.

You can also add decorations like a hat, scarf, and an orange pipe cleaner nose to be even more creative.

Crafty Creations
Dec. 2009: Episode #13



Main Branch

202 Cedar Street
Abilene, TX 79601

Children's Desk

325-676-6067

South Branch

1401 South Danville Drive
Abilene, TX 79605

Information

325-698-7378

Mockingbird Branch

1214 North Mockingbird
Abilene, TX 79603

Information

325-437-7323

Website

www.abilenetx.com/apl

APL MySpace

www.myspace.com/aplspace

APL Teen MySpace

www.myspace.com/aplteenspace

APL on YouTube

www.youtube.com/aplibrary

APL on Flickr

www.flickr.com/photos/aplspace

APL Podcasting

<http://aplspace.podomatic.com>


Hours

Monday, Tuesday, Thursday
9am – 9pm

Wednesday, Friday, Saturday
9am – 6pm


Children's Books for the Holidays

#1




"Texas Night Before Christmas"
By: James Rice
Call Number: E RICE

#2




"The Dinosaurs' Night Before Christmas"
By: Anne Muecke
Call Number: E MUECKE

#3



"The Soldiers' Night Before Christmas"
By: Trish Holland
Call Number: E HOLLAND

#4



"Librarian's Night Before Christmas"
By: David Davis
Call Number: E DAVIS

Your Crafty Creation Hosts

Alyssa is a **Children's Librarian** at the South Branch location and co-creator of Crafty Creations. With her creative ideas in children's crafts and activities, she is the brains behind every creative activity featured in each episode.


Email Alyssa at Alyssa.Crow@abilenetx.com



Tremain is the **Manager** of the South Branch location and co-creator of Crafty Creations. This show is but one of many he is doing to branch out into the Internet and provide a face for the library online. This show will provide a new service to families combining literature with arts and crafts.

Email Tremain at Tremain.Jackson@abilenetx.com

Color the Gingerbread Man



Crafty Creations Episodes Archive

For a list of all of our past episodes, find them online at our web address below...

www.abilenetx.com/apl/kids_home.html

Next Time on Crafty Creations:

Episode #14: New Crafts for a New Year



Catch us on TV Channel 7

Crafty Creations is now airing on Channel 7, three days a week. Catch our episodes Sundays at 5:30pm, Mondays at 1:00pm, or Thursdays at 8:00am. Just more ways to keep up with us on or off the Internet.