

# CRAFTY CREATIONS

With Alyssa & Tremain

Combining Children's Literature with Fun & Easy Crafts

## "Painting With Bubbles" Activity Sheet

Painting is fun and creative and we are going to show you a great way to paint using bubbles.

### What Is Bubble Painting?

If you have an artist inside of you, and love to express yourself through creating art using colors, then check out this activity. Bubble painting is fun and easy, and although it can get a little messy, it can be done outdoors as well as indoors. By simply mixing up cups of bubble solution and food coloring, or even tempera paint if you want a thicker and more darker painting, you can create great works of art using bubbles. With straws and some of your own breath, you'll be amazed at all the different pictures you'll be able to create, and how each picture will be unique and different. Explore the artist in you and create some colorful art as a family. Trust us, you will have tons of fun.



### Making Your Bubble Paint Solution

#### Materials Needed

- Bubble Solution
- Food Coloring
- Paper (Any Kind)
- Straws
- Shallow Pans

#### Instructions

1. Pour bubble solution into your pan.
2. Add a few drops of food coloring until you have the color you want. (Note: Brighter colors make better pictures).
3. Use straw to blow bubbles of different sizes into the pan.
4. Touch the bubbles with a sheet of paper but don't press the paper to the bottom of the pan.
5. Lay the paper out to dry.
6. Repeat the process for other colors.



Crafty Creations  
Episode #14



#### Main Branch

202 Cedar Street  
Abilene, TX 79601

#### Children's Desk

325-676-6067

#### South Branch

1401 S. Danville Dr.  
Abilene, TX 79605

#### Information

325-698-7378

#### Mockingbird Branch

1214 N. Mockingbird  
Abilene, TX 79603

#### Information

325-437-7323

#### Website

[abilenetx.com/apl](http://abilenetx.com/apl)

#### APL MySpace

[myspace.com/aplspace](http://myspace.com/aplspace)

#### APL Teen MySpace

[myspace.com/aplteenspace](http://myspace.com/aplteenspace)

#### APL on YouTube

[youtube.com/aplibrary](http://youtube.com/aplibrary)

#### APL on Flickr

[flickr.com/photos/aplspace](http://flickr.com/photos/aplspace)

#### APL Podcasting

[aplspace.podomatic.com](http://aplspace.podomatic.com)

#### Hours

Mon., Tues., Thurs.  
9am – 9pm

Wed., Fri., Sat.  
9am – 6pm

## Children's Books About Colors

### Mouse Paint



#### "Mouse Paint"



By: Ellen Walsh

**Synopsis:** Mice learn to count and mix colors in this popular children's book.

#### "Kitten Red, Yellow, Blue"

By: Peter Catalanotto

**Synopsis:** The author introduces children to colors with the help of 16 kittens who wear different colored collars.



#### "Warthogs Paint: A Messy Color Book"


By: Pamela Duncan Edwards

**Synopsis:** The silly warthogs are back in another story where they will teach you about primary colors and how mixing them can make new colors.

#### "I Ain't Gonna Paint No More"



By: Karen Beaumont

**Synopsis:** A little boy, with a love of paint, begins painting everything...from the walls, to the ceiling, and then himself in this fun and colorful book.



## Mixing Colors to Make New Ones

As you know, food coloring typically comes in four basic colors with Yellow, Red, Blue, and Green. If you want to make more colors, or maybe you've run out of a basic color, it's as easy as mixing together colors you already have. Try it out for yourself by using some simple color combinations to get new colors to use.



The reason you can make all these colors is because you have three primary colors (Red, Yellow, Blue) which can be mixed together to create alternate colors called secondary colors. Try mixing different colors together, and see what colors you produce. For darker colors, add more of the darker coloring. To make colors lighter, use less of the dark colors and more of the lighter colors. By doing so, you can create even more colors to use for you bubble painting pictures.

## Your Crafty Creation Hosts

Alyssa is a **Children's Librarian** at the South Branch location and co-creator of Crafty Creations. With her creative ideas in children's crafts and activities, she is the brains behind every creative activity featured in each episode.

Email Alyssa at [Alyssa.Crow@abilenetx.com](mailto:Alyssa.Crow@abilenetx.com)



Tremain Jackson & Alyssa Crow

**Tremain** is the **Manager** of the South Branch location and co-creator of Crafty Creations. This show is but one of many he is doing to branch out into the Internet and provide a face for the library online. This show will provide a new service to families combining literature with arts and crafts.

Email Tremain at [Tremain.Jackson@abilenetx.com](mailto:Tremain.Jackson@abilenetx.com)

## Crafty Creations Episodes Archive

For a list of all of our past episodes, find them online at our web address below...

[www.abilenetx.com/apl/kids\\_home.html](http://www.abilenetx.com/apl/kids_home.html)

**Next Time on Crafty Creations:**

**Episode #15: Valentine's Surprise**



### Catch us on TV Channel 7

Crafty Creations airs on Channel 7, three days a week. Catch our episodes Sundays at 5:30pm, Mondays at 1:00pm, or Thursdays at 8:00am. Just more ways to keep up with us on or off the Internet.