

CRAFTY CREATIONS


February 2012
Episode #37

This Month: Fun with Valentine's Day Crafts & Book Talk Suggestions @ Your Library!!!

IT'S VALENTINE'S TIME!!!

It's time for Valentine's Day. The special day where you let someone that you care by making them cards, giving them candy, or any other number of ways. In this episode of Crafty Creations, Tremain & Alyssa show you two quick crafts for Valentine's Day with 3-D Hearts & a Sweetie Pie.

Be sure to try out these for yourself, and look out for the number of great Valentine's Day books we have for kids at all Abilene Public Library locations. After making them once, you can make these throughout the year, because it's always nice to show someone that you care.



MAIN LIBRARY

202 Cedar St.
Abilene, TX 79601
(325) 676-6067

SOUTH BRANCH

1401 S. Danville Dr.
Abilene, TX 79605
(325) 698-7565

MOCKINGBIRD BRANCH

1214 N. Mockingbird Ln
Abilene, TX 79603
(325) 437-7323

APL Website

abilenex.com/apl

APL on YouTube

youtube.com/APLibrary

APL on Facebook

facebook.com/AbilenePublicLibrary

APL on Flickr

flickr.com/photos/APLspace

APL on Blogspot

AbilenePublicLibrary.blogspot.com

APL on podOmatic

APLspace.podomatic.com

Abilene on Twitter

twitter.com/CityOfAbilene

A L Y S S A ' S P O P P I N G 3 - D H E A R T S

Materials Needed

- Red, Pink, White, Purple and other colored construction paper.
- Pencil
- Scissors
- Yarn or String
- Glue



Instructions

1. Cut out a lot of hearts that are the same size from your construction paper.
2. Place one heart on the table and spread glue on the top surface.
3. Fold a second heart in half and place it on top of one side of the first heart, matching the center lines.
4. Fold a third heart in half, and place it on top of the first heart, next to the second heart, again matching the center lines.
5. Lay the yarn or string along the center line of the heart. Then put glue on the inner flaps of either the second or third heart, and stick them together.

T R E M A I N ' S T A S T Y S W E E T I E P I E S

Materials Needed

- 3-4 Muffin Cups or Small Pie Tin
- Light Brown Felt
- Rubber Band or String
- Small Candy
- Sandwich Bag
- Scissors
- Glue
- Black Marker



Instructions

1. Stack the muffin cups inside each other to make it sturdy. You can also use a small pie tin.
2. Cut out a round circle from your brown felt. Make sure it's bigger round than your pie container.
3. Cut out oval pie shapes from the center of the brown felt for that pie look.
4. Fill your sandwich bag with candy and tie it closed.
5. Place the bag in the middle of the felt circle and wrap it closed, securing it with a rubber band or string.
6. Turn your pie over and place it in the muffin cups or tin. Include an extra note on top if you like and you're all set.

Hours of Operation

Mon., Tues., Thurs.
9am - 9pm
Wed., Fri., Sat.
9am - 6pm



CHILDREN'S BOOK SELECTIONS



Alyssa's Children's Book Pick "Love, Splat"


By: Rob Scotton

Synopsis: It's Valentine's Day and Splat has a special valentine for someone in his class named Kitten. He likes her more than fish sticks and ice cream, but Kitten doesn't seem to like him at all, and Splat's rival, Spike, also likes her.

Tremain's Children's Book Pick "Amelia Bedelia's First Valentine"

By: Herman Parish

Synopsis: Join a young Amelia as she celebrates her first Valentine's Day at school. Being terribly excited, and up all night writing her cards, she's heartbroken when she forgets them all on the bus. Can she come up with a new way to celebrate? You have to check this book out to see for yourself.




BOOK TALK SELECTIONS!!!

Alyssa's Suggestion


Veronica Roth's "Divergent" Trilogy

Synopsis: Beatrice Prior is turning 16, and like every member of her society, she must choose which of the five factions she will dedicate her life to. One choice will allow her to follow her heart, the other will allow her to stay with her family. Having renamed herself Tris, she chooses to reject her family's group and choose her own path...but is it ever that easy?



Tremain's Suggestion

Emily St. John Mandel's Last Night in Montreal
Synopsis: Lilia has been living a life of running. Away from her childhood and adolescence, never allowing herself to get too close to anyone. Now, being pursued by a private detective, her former lover follows her from New York to Montreal to understand why she's running and the secrets she strives to keep safe.



YOUR CRAFTY CREATIONS TEAM



ALYSSA CROW

South Branch Children's Librarian since 2005

TREMAIN JACKSON

South Branch Manager since 2005

FEBRUARY'S MONTHLY KIDS EVENTS

Don't forget, all locations of the Abilene Public Library offers great children's programming. Check out what we've got going on in February.

Family Fun: Later Alligator

Thursday, February 2nd @ 6:30 (All ages)

South Branch; (325) 698-7565

Stories, songs, crafts & more about alligators



Family Fun: Dan Yaccarino

Saturday, February 11th @ 10:00 (All Ages)

Main Library; (325) 676-6067

Stories, songs, crafts & more await you

Make & Take Day: Valentine's Day

Tuesday, February 14th @ 4:00 (All Ages)

South Branch; (325) 698-7565

Make a quick heart craft on Valentine's Day



Super Storytime: Bring Your Own Bear

Tuesday, February 21st @ 10:45 a.m. (Ages 3-6)

South Branch; (325) 698-7565


Songs, stories, crafts & more for preschoolers

Family Fun: It's Pete the Cat

Monday, February 27th @ 6:30 (All Ages)

Mockingbird Branch; (325) 437-7323

Stories, songs, crafts & more feat. Pete the Cat



NEXT TIME: FUN WITH ST. PATRICK'S DAY!!!

Get a little luck of the Irish in March as we show you how to make some St. Patrick's Day surprises. The featured crafts for the month will be **Tiny Leprechaun Hats & Groovy Tie Dye Shamrocks** so don't miss out on the fun.



WATCH US ON TV CHANNEL 7



Abilene Television Network

Connecting You to Your Community

Sundays @ 5:30pm, Mondays @ 1pm & Thursdays @ 8am.