

CRAFTY CREATIONS

April 2011
Episode #28

This Month: Earth Day Crafts, the Andy & Jessie Show and New Enhanced Calendar of Events

WHAT'S SO WRONG ABOUT EATING A LITTLE DIRT?

April is the month for celebrating the world in which we live in. Earth Day 2011 occurs on April 22nd and is designed to bring awareness and share an appreciation for our natural environment. Tremain and Alyssa want to do their part by highlighting some great children's books related to this event, while also bringing you some crafts. Earth Day is about respecting our environment so we will show you some quick and easy crafts that will do exactly that.

Follow Crafty Creations through our accounts on YouTube and Facebook, and download a copy of this activity and resource guide. Plus, don't miss our extended episodes TV Channel 7 on Sundays @ 5:30 p.m., Mondays @ 1 p.m. and Thursdays @ 8 a.m.



MAIN LIBRARY

202 Cedar St.
Abilene, TX 79601
(325) 676-6067

SOUTH BRANCH

1401 S. Danville Dr.
Abilene, TX 79605
(325) 698-7565

MOCKINGBIRD BRANCH

1214 N. Mockingbird Ln
Abilene, TX 79603
(325) 437-7323

APL Website

abilenetx.com/apl

APL on YouTube

youtube.com/APLibrary

APL on Facebook

facebook.com/AbilenePublicLibrary

APL on podOmatic

aplspace.podomatic.com

APL on Flickr

flickr.com/photos/APLspace

Abilene on Twitter

twitter.com/CityOfAbilene

Hours of Operation

Mon., Tues., Thurs.
9am – 9pm
Wed., Fri., Sat.
9am – 6pm



ALYSSA'S CREATIVE CD/DVD FROG

Materials Needed

- Green Felt
- Black Paint or Permanent Marker
- Pom-Poms
- Wiggle Eyes
- Pen
- Glue
- Scissors
- CD or DVD



Instructions

1. With your CD/DVD, trace around the green felt and cut out the circle.
2. Clue the circle to the CD.
3. Cut four (4) legs for your frog out of the green felt. Tip: Simply cut 4 L shapes that are a little larger on one end for the hands and feet.
4. Glue the legs to the bottom side of the CD.
5. Glue the pom-poms onto the top of the frog and add the wiggle eyes.
6. Use your paint or permanent marker to draw in some dots for the nose.

TREMAIN'S AWESOME EGGSHELL PLANTERS

Materials Needed


- Clean Eggshell w/Top Broken Off
- Little Potting Soil
- Grass, Wheat or Rye Seeds
- 6-inch Strip of Card Stock
- Scissors
- Glue/Tape
- Black Marker
- Paint (Optional)



Instructions

1. Decorate your cardstock if you choose with paint or markers.
2. Decorate the outside of your eggshell with markers or paint if you choose. Be careful so as not to break the eggshell.
3. Tape or glue the cardstock into a ring to hold the egg.
4. Fill the egg close to the top with potting soil.
5. Sprinkle the soil with seed.
6. Add thin layer of potting soil on top
7. Add a little water to soak it.
8. Keep the eggshell planter in sunny location to promote growth.
9. Your seeds will then begin to sprout in a couple days.

OUR CHILDREN'S BOOK SELECTIONS



Alyssa's Children's Book Pick

"Fancy Nancy: Every Day is Earth Day"

By: Jane O'Connor



Synopsis: Being green is important to Nancy, so important that she wants her family to take care of the Earth morning, noon and night. Don't miss this great book, which is part of the highly successful "Fancy Nancy" series, and this book is perfect for beginning readers

Tremain's Children's Book Pick

"All New Crafts for Earth Day"

By: Kathy Ross

Synopsis: Celebrate Earth Day by checking out this crafting book packed with creative and simple crafts that utilize common household objects. With colorful illustrations and easy to follow steps, kids will find a ton of great crafts to make whether on their own or with their parents so check it out.



Additional Children's DVD Selection

"WordGirl: Earth Day Girl"

Synopsis: Kids will not only be able to learn about Earth Day through this PBS film, they'll also be introduced to new vocabulary words in an interactive format. Special features also includes interactive games, information for parents and coloring pages so don't miss out on this exciting video for kids at your library.

THE ANDY & JESSIE SHOW

It's April and Andy & Jessie have some more fun books to share with everyone. Plus, the two are taking their shot as hosts by interviewing a special guest so they can learn more about this Earth Day event. Watch this episode to learn a little yourself.



YOUR CRAFTY CREATIONS TEAM



ALYSSA CROW:

Children's Librarian at the South Branch Library since June 2005.

TREMAIN JACKSON:

Branch Manager at the South Branch Library since April 2005.

ENHANCED EVENTS CALENDAR

Your Abilene Public Library is pleased to announce a new Enhanced Programs & Events Calendar on our website at www.abilenetx.com/apl.

Unlike in the past, this new calendar will allow you to view all events hosted across all three library locations at one spot. Whether you interested in storytimes, computer classes, teen events, workshops and more, you'll find it all here in an interactive format.

Register online for our computer classes, search for what we'll be offering in the future, subscribe to our RSS feed to follow or events and updates. Check it out for yourself as we're sure you'll be impressed.



HOW-TO VIDEOS FOR OVERDRIVE

In January, your library debuted the new eBooks collection of downloadable books for patrons to checkout via the OverDrive service.

The popularity of this service has taken off with the number of people downloading digital content on their computers, smartphones and leading eReader devices, and we're offering you even more assistance.

For those who wish to use the service, but may be new to using eBooks, we've created a series of How-To videos to walk you through the process of checking out eBooks on many devices including iPads, iPhones, iPod Touches and Nooks.

If you want to view these instructional videos, simply visit us our YouTube page at www.youtube.com/APLibrary or our Facebook page at www.facebook.com/AbilenePublicLibrary.

If you have questions about the OverDrive service, contact Tremain Jackson or Alyssa Crow at the South Branch at 325-698-7565, or Janis Test, the library's OverDrive representative, at 325-676-6067 and we'll do our best to assist you further.

WATCH US ON TV CHANNEL 7



Crafty Creations airs Sundays at 5:30pm, Mondays at 1:00pm and Thursdays at 8:00am.